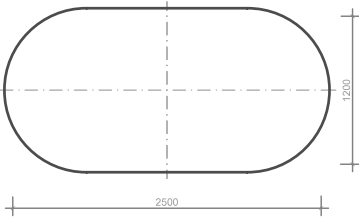
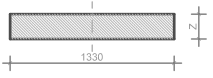
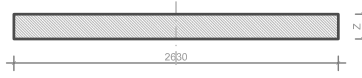
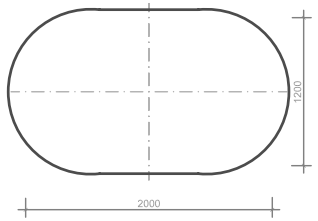
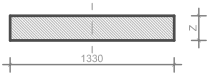
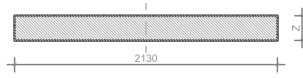
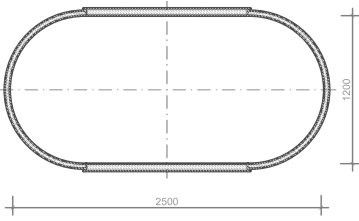
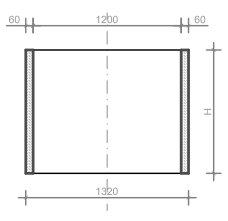
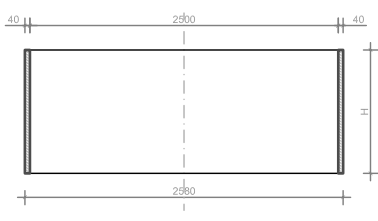
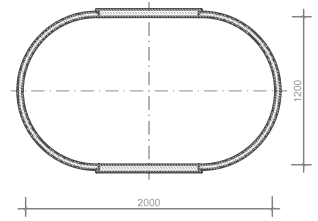
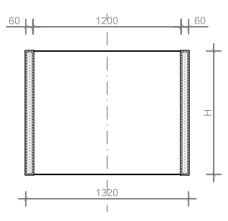
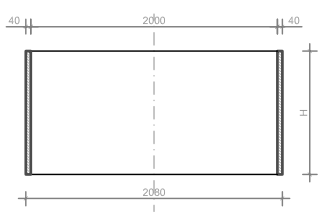
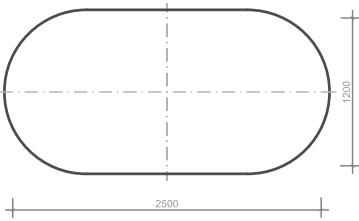
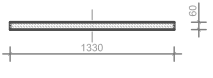
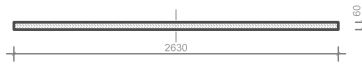


ASORTYMENT POLIMEROBETONOWYCH ELEMENTÓW KOMÓR OWALNYCH O SZEROKOŚCI 1200 mm

NAZWA ELEMENTU	RZUT ELEMENTU	PRZEKROJE ELEMENTU	
1. PŁYTA POKRYWOWA ŻELBETOWA	<p>Oznaczenie elementu: OPP1200/2500/Z</p> 		
	<p>Oznaczenie elementu: OPP1200/2000/Z</p> 		
2. KOMORA ZBIORNIKA	<p>Oznaczenie elementu: OK1200/2500/H</p> 		
	<p>Oznaczenie elementu: OK1200/2000/H</p> 		
3. PŁYTA DENNA	<p>Oznaczenie elementu: OPD1200/2500/60</p> 		
	<p>Oznaczenie elementu: OPD1200/2000/60</p> 