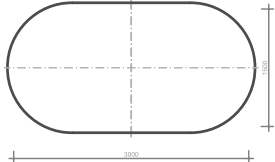
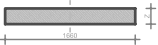
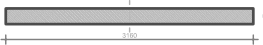
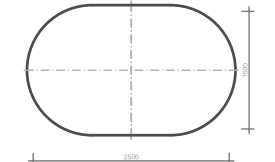
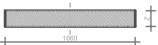
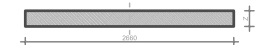
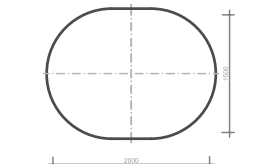
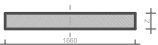
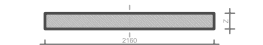
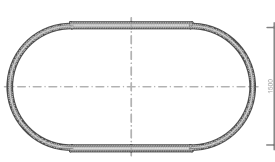
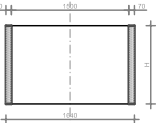

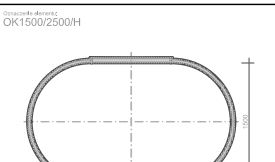
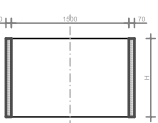

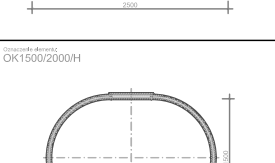
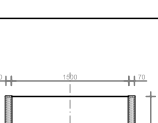




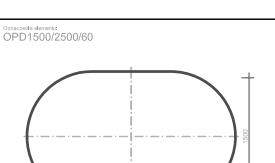




ASORTYMENT POLIMEROBETONOWYCH ELEMENTÓW
KOMÓR OWALNYCH O SZEROKOŚCI 1500 mm

NAZWA ELEMENTU	RZUT ELEMENTU	PRZEKROJE ELEMENTU	
1. PLYTA POKRYWOWA ŻELBETOWA	<p>Typ oznak elementu OPP1500/3000/Z</p> 		
	<p>Typ oznak elementu OPP1500/2500/Z</p> 		
	<p>Typ oznak elementu OPP1500/2000/Z</p> 		
2. KOMORA ZBIORNIKA	<p>Typ oznak elementu OK1500/3000/H</p> 		
	<p>Typ oznak elementu OK1500/2500/H</p> 		
	<p>Typ oznak elementu OK1500/2000/H</p> 		
3. PLYTA DENNA	<p>Typ oznak elementu OPD1500/3000/60</p> 		
	<p>Typ oznak elementu OPD1500/2500/60</p> 		
	<p>Typ oznak elementu OPD1500/2000/60</p> 